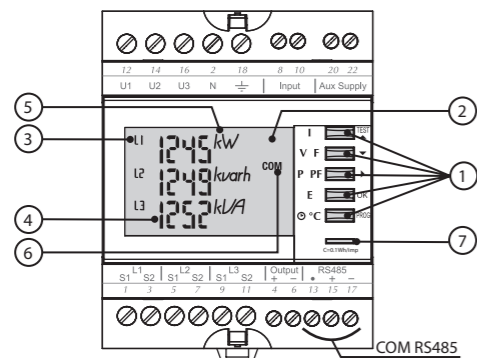


DIRIS A-10

1

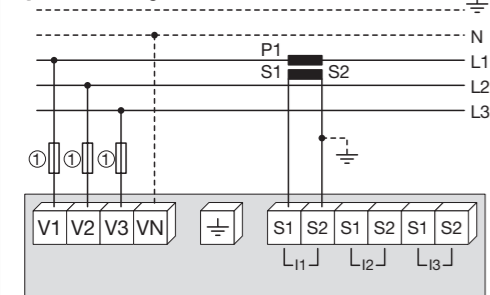
1. 5 keys Key-pad
2. LCD display
3. Phase
4. Values
5. Unit
6. Communication indication
7. Energy metering indication



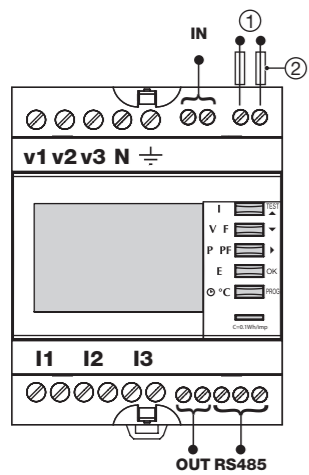
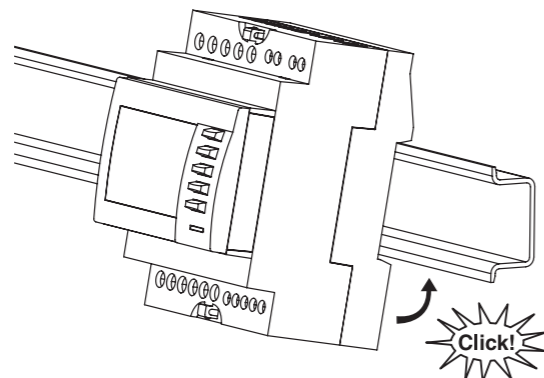
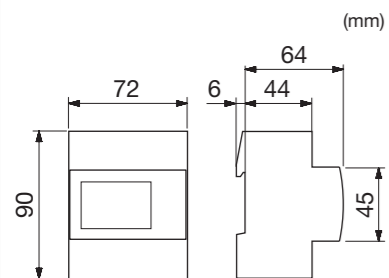
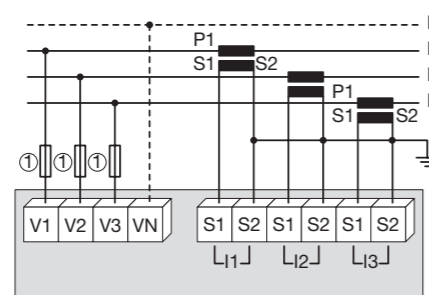
2

1P+N - 1CT

① = Fuse 0,5 A gG / 0,5 A class CC



3P+N - 3CT



- ① Aux.: IEC / CE 110 ... 277 V AC (-10/+15%)
20 ... 300 V DC (+/-10%)
- ② Fus.: 0.5 A gG / BS 88 2A gG / 0.5 A class CC

3



www.socomec.com/diris-a10

DIRIS A-20

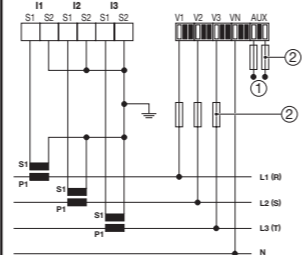
1

1. 4 keys Key-pad
2. LCD display
3. Phase
4. Values
5. Unit
6. Communication indication
7. Energy metering indication

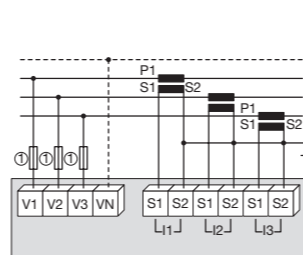


2

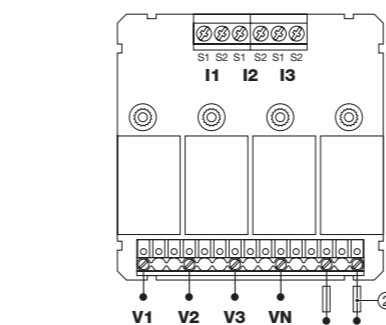
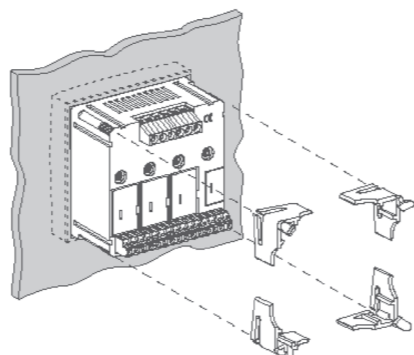
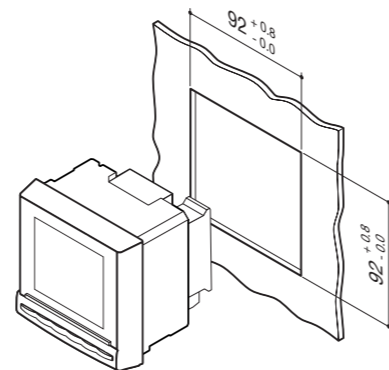
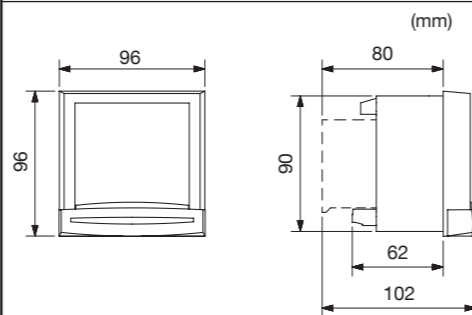
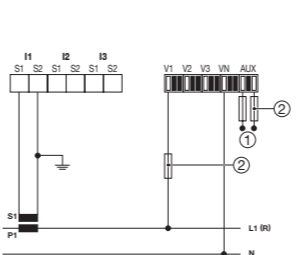
3P+N - 3CT



3P - 3CT



1P+N - CT



- ① Aux.: IEC / CE 110 ... 400 V AC
120 ... 350 V DC
- ② Fus.: 0.5 A gG / BS 88 2A gG / 0.5 A class CC

3



www.socomec.com/diris-a20

DIRIS A-30 / A-41

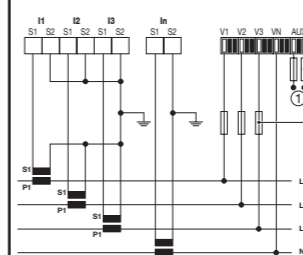
1

1. 6 keys Key-pad
2. LCD display
3. Phase
4. Values
5. Unit
6. Communication indication
7. Energy metering indication
8. Hour meter and energy display
9. Alarm relay 1
10. Alarm relay 2

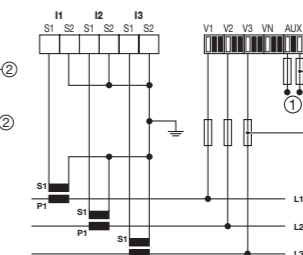


2

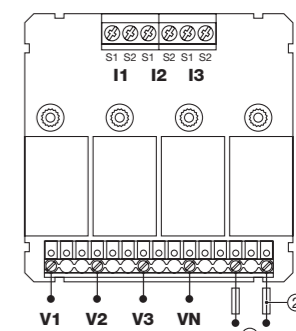
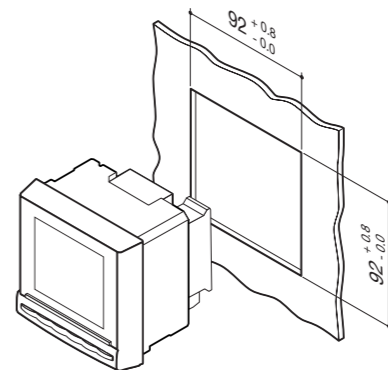
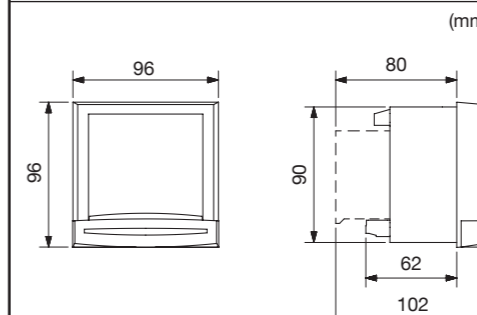
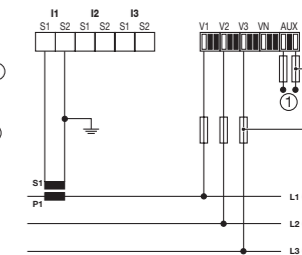
3P+N - 3CT



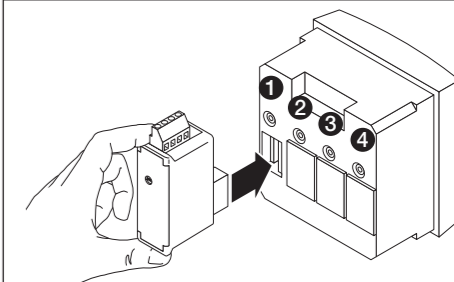
3P - 3CT



1P+N - 1CT



- ① Aux.: IEC / CE 110 ... 400 V AC
120 ... 350 V DC
12 ... 48 V DC
- ② Fus.: 0.5 A gG / BS 88 2A gG / 0.5 A class CC



	Nb max.	① only for A-30	②	③	④
Pulse Module	4	x	x	x	x
RS485 Modbus Module	1	x	x	x	x
2 out analog Module	2	x	x		
2in /2out digital Modul	3	x	x	x	x
Memory Module	1		x	x	

3



www.socomec.com/diris-a30