



Busbar supports


Busbars



Fixed interphase, SB C 15



Insulators



Adjustable interphase



Stair type support

The solution for

- > Electrical distribution



Conformity with standards

- > IEC 61439-1
- > IEC 60865-1



Approvals and certifications ⁽¹⁾

- > ASEFA/LCIE



(1) Product part numbers on request.

Function

SOCOMEC **insulating busbar supports** enable the fixing and holding in place of copper or aluminium busbars or busbar systems during a short-circuit.

Characteristics

Insulators

- Polyester without halogen.
- UL94 VO self-extinguishing.
- Colour red RAL 3002.
- Operating temperature from -40 °C to +130 °C.
- Deformation under load temperature (ASTM D643): > 200 °C.
- Dielectric constant (ASTM D150): 4/5.
- Arc resistance (ASTM D495): > 180 s.
- Water absorption (ASTM D570): < 0.3%.

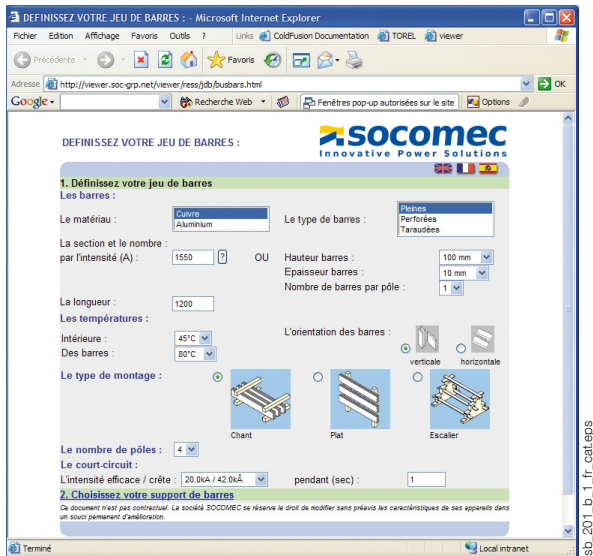
Busbar supports

- High dielectric strength.
- High mechanical resistance.
- Amagnetism of assembly parts.
- High resistance to damp heat (supplied "tropicalised").

Stair type supports

- Thermoplastic material.
- VO self-extinguishing.
- Insulating voltage: 1000 V.

Software tool for size selection



Strong points

- Easy to install and use
- Manages changes depending on environmental conditions

Function

Mechanical System is a multi-language software used for sizing busbar systems. It defines the configuration of the busbar system, including bar section and distance between supports, according to the required electrical characteristics of the panel in compliance with standard IEC 61439-1.

Advantages

Easy to install and use

The Mechanical System software is available for download from www.socomec.com. Once installed, the software can be used offline. It runs on Windows.

Manages changes depending on environmental conditions

Mechanical System allows you to perfectly adapt the copper section according to the environmental conditions of your panel and installation.