



F00008A

ESS Fuses Frame 3



DESCRIPTION

Socomec Frame 3 ESS series power fuses are specially engineered and tested to provide a premium protection in ESS and power distribution with currents from 315A to 1200A with a breaking capacity of 250kA.

General characteristics

- Rated voltage : 1500 Vdc
- Amp rating : 315A – 1200A
- Breaking capacity : 250kA
- Time constant : 3-5 ms
- Class : aR
- Frame 3 in this datasheet is without microswitch
- Optional microswitch available 61S00001

Operating conditions

- T° : -40°C – 120°C
- Altitude -2000m / +5000m
- Humidity : <50% @ 40°C, max 90% @ 20°C

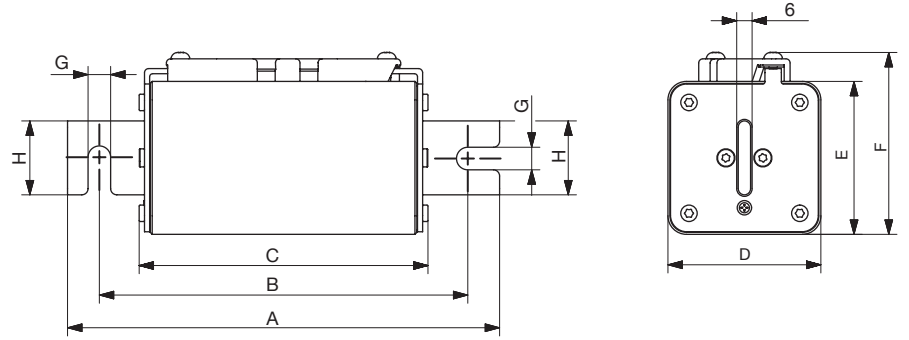
Standards

- UL248-1 / -13
- IEC 60269-1/ 60269-2 / IEC 60269-4
- 3th part TUV for IEC certification
- RoHS and REACH Compliant

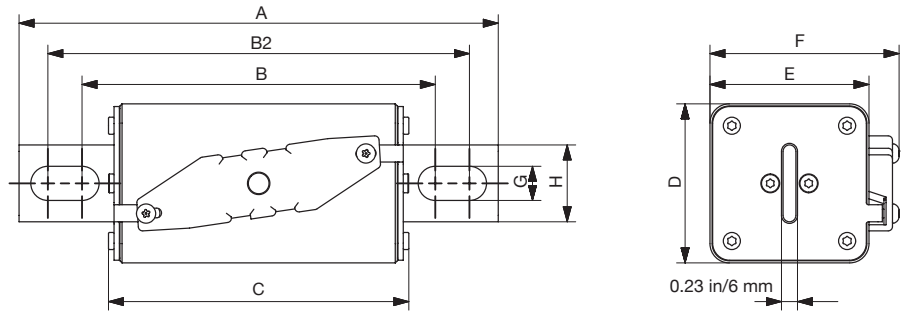
Rated current (A)	I²t (A²S)		Power Loss (W100%)	Reference			Package of
	Pre-Acring	Total		Din	Bolted	Flush	
315	21 132	76 076	129,6	61S13032	61S23032	61S33032	6
350	29 035	103 654	141	61S13035	61S23035	61S33035	6
400	38 277	134 736	162,7	61S13040	61S23040	61S33040	6
450	54 477	189 034	178,3	61S13045	61S23045	61S33045	6
500	73 708	254 293	194,1	61S13050	61S23050	61S33050	6
550	92 243	310 858	210,7	61S13055	61S23055	61S33055	6
630	130 404	429 029	235,9	61S13063	61S23063	61S33063	6
700	180 048	582 330	256,8	61S13070	61S23070	61S33070	6
800	280 849	876 249	268	61S13080	61S23080	61S33080	6
900	404 951	1 222 952	287,8	61S13090	61S23090	61S33090	6
1000	544 267	1 589 259	338,2	61S13100	61S23100	61S33100	6
1100	747 801	2 108 800	347,6	61S13110	61S23110	61S33110	6
1200	1 011 651	2 751 692	359,4	61S13120	61S23120	61S33120	6

		Din	Bolted	Fluch
A	in	8,29	8,84	5,96
	mm	211	224,5	152
B	in	7,07	6,52	/
	mm	180	166	/
B2	in	/	7,78	/
	mm	/	198	/
C	in	5,54	5,54	5,50
	mm	141	141	140
D	in	2,93	2,93	2,93
	mm	74,5	74,5	74,5
E	in	2,93	2,93	2,93
	mm	74,5	74,5	74,5
F	in	3,62	3,62	3,62
	mm	92	92	92
G	in	0,43	0,63	/
	mm	11	16	/
H	in	1,42	1,42	/
	mm	36	36	/
I	in	/	/	1,18
	mm	/	/	30
J	Bolt	/	/	M12

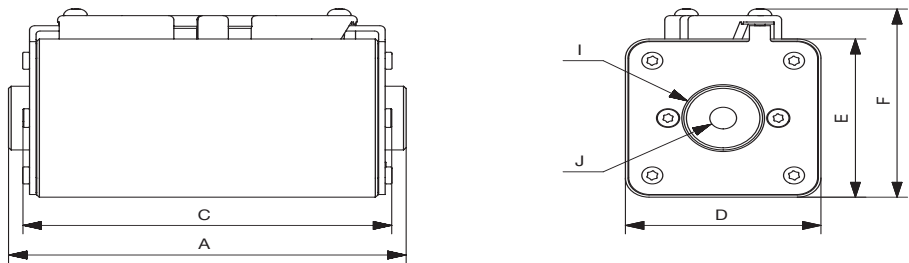
Mounting type 1 : DIN



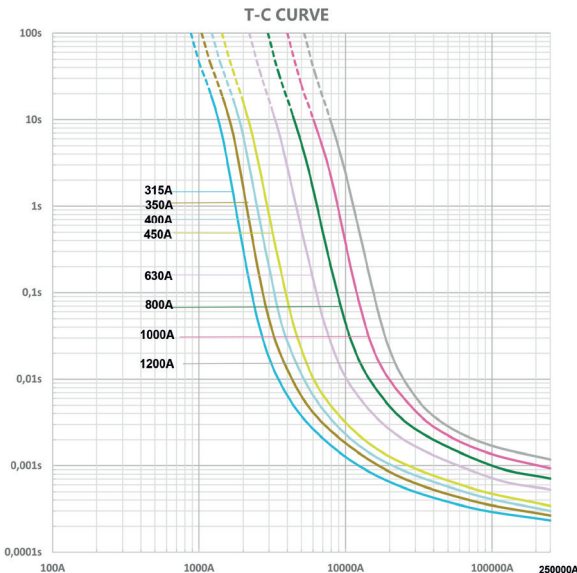
Mounting type 2 : Bolted



Mounting type 3 : Flush



Time current curves



Temperature derating

